



Fast. Accurate. Anywhere.



Product Enhancement

Jet Reports 2017 R2

Contents

Jet Reports 2017 R2 Overview	3
New Features Available in Jet Professional 2017 R2	4
Web Scheduling	4
New Drilldown Features	4
Report Options tool	5
Folders for Reports in the Jet Web Portal	5
Jet Web Portal User Experience improvements	5
Download the Jet Excel add-in from the Jet Web Portal	6
Native iPad client is being discontinued	6





Fast. Accurate. Anywhere.

Jet Reports 2017 R2 Overview

Jet Reports 2017 R2 represents significant enhancements for how you can manage, run and view your business reports in Jet Professional and Jet Enterprise.

Web-based scheduling capabilities, transactional level drilldown in GL function-based finance reports for Dynamics GP users, drilldown from reports refreshed using the Web Portal, along with a refined interface and improved performance in the Web Portal, all work together to provide a richer, faster, and easier-to-use reporting experience.



New Features Available in Jet Reports 2017 R2

Web Scheduling

Jet Professional 2017 R2 introduces a web-based scheduler for reports. Jet Web Portal users can now easily set their Jet reports to run on a monthly, weekly, daily, or even more frequent basis and be distributed via email. Users can create a schedule, and then set up one or multiple reports to be run and distributed via email.

The scheduling capability is quite flexible, and makes it easy to set up schedules for:

- The last day of the month
- The first Monday of the month
- Every hour
- And much more

The screenshot shows the 'New Scheduled Task' form in the Jet Web Portal. The form includes fields for 'Enable' (checked), 'Repeat' (Daily), 'Start Time' (12/16/2016 6:30 AM), 'Every' (1 day(s)), 'Run As User' (jetdevcloudjetpm1), 'Password' (Password), 'Owner' (JetPM1), and 'Last Run'. A 'Save' button is at the bottom.

Access anywhere – users can create and manage their scheduled tasks from any internet connected device through a simple web browser. Users no longer need to have Excel open on their domain computers.

Fast to configure – the web-based scheduler is very simple to set-up – an admin can supply the SMTP settings and they are done. The scheduler runs 24/7 on a server, so there is no need to configure user permissions to run while the user is logged off.

[See the KB article](#)
[Watch the Video](#)

New Drilldown Features...

Drilldown Available in Web Portal Reports

When a user downloads a report from the Jet Web Portal they can now click on a cell to see the underlying data.

Drilldown for Dynamics GP GL function

Dynamics GP users can now drilldown into their GL queries to see the underlying financial transactions. This allows users to quickly get a deep understanding of their finances.

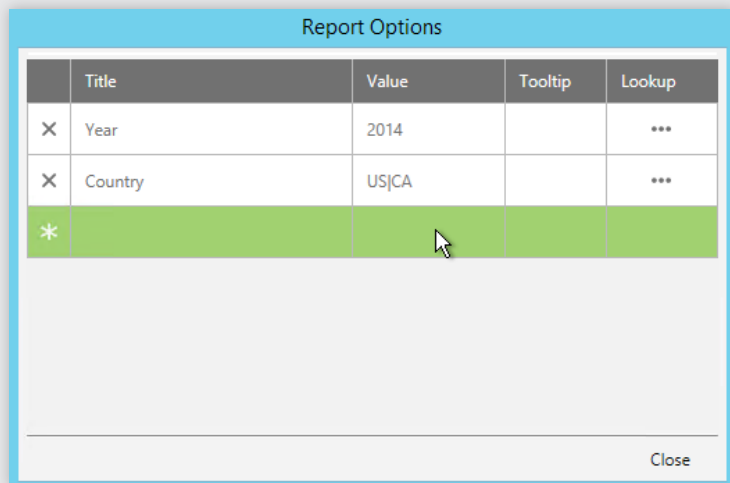
[See the KB article](#)
[Watch the Video](#)

The screenshot shows the 'Jet - Drilldown' interface. It includes a toolbar with 'Show All Columns', 'Clear Filters', 'Export to Excel', and 'Drilldown'. Below the toolbar is a table with columns: Journal Entry, Account, Account Description, Account Type, and Category. The table contains 8 rows of data.

Journal Entry	Account	Account Description	Account Type	Category
229	000-4110-01	US Sales - Retail/Parts	Posting Account	Sales
242	000-4110-01	US Sales - Retail/Parts	Posting Account	Sales
221	000-4110-01	US Sales - Retail/Parts	Posting Account	Sales
137	000-4110-01	US Sales - Retail/Parts	Posting Account	Sales
202	000-4110-01	US Sales - Retail/Parts	Posting Account	Sales
211	000-4110-01	US Sales - Retail/Parts	Posting Account	Sales
148	000-4110-01	US Sales - Retail/Parts	Posting Account	Sales
156	000-4110-01	US Sales - Retail/Parts	Posting Account	Sales

Export Drilldown to Excel

All users can now export data from the grid drilldown directly into Excel to take advantage of Excel's full analysis capabilities.



Report Options tool

Designers can use a new Report Options tool to quickly create and manage user-selectable parameters/filters on their reports. This speeds up report creation and makes it easier to learn how to the report options window feature.

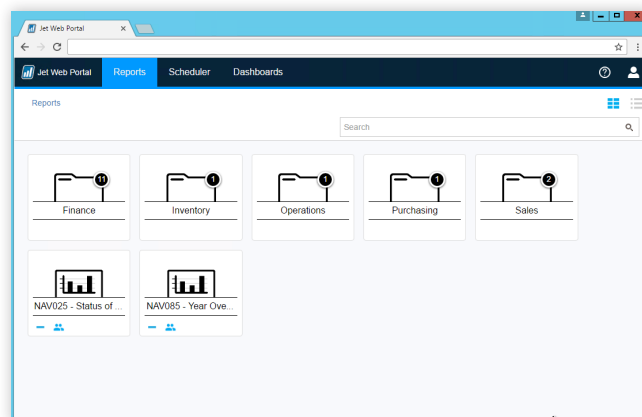
No longer do you need to add tags for 'title', 'value', 'option' etc. to create a report options window. A simple tool now takes care of this for you.

[See the KB article](#)

[Watch the Video](#)

Folders for Reports in the Jet Web Portal

With this release, users can use folders to organize their reports in the Jet Web Portal, making it easier to roll out a large number of reports across an organization. By applying a folder hierarchy, users can quickly find the reports that they need.




Jet Web Portal User Experience improvements

The user experience within the Jet Web Portal has been improved to support even faster, more flexible reporting in many ways:

- Reports that are run on the Jet Web Portal then downloaded are now refreshable, editable, and have drilldown capability (this requires that the user have the Jet Excel add-in installed on their local machine). This change also simplifies the controls within the Jet Web Portal so there are no longer separate areas to 'download' a report and 'edit' a report. The downloaded report is now fully editable.
- The report performance has been improved – resulting in less time between 'run' and results.
- Support for even more Excel functions. Now reports containing Excel functions for DATEVALUE, GETPIVOTDATA and NETWORKDAYS can be refreshed in the Jet Web Portal.

Download the Jet Excel add-in from the Jet Web Portal

Users can now download the Excel add-in directly from within the Jet Web Portal – making it faster and easier than ever before to install, and configure the Jet Excel add-in to ensure everyone is on the same version.



When a user downloads the product it automatically configures everything.

- The connection to the Jet Service Tier is configured – so users have immediate access to all of their data sources. This eliminates the need for end users to know where their Jet Service Tier is hosted or how to set up a data source.
- The Excel add-in is activated automatically so users can bypass obtaining or entering their activation code.

The version of the Excel add-in matches the version of the Jet Service Tier, eliminating any potential for compatibility issues. As the version of the Jet Service Tier is upgraded, users can quickly and easily upgrade their Excel add-in to seamlessly stay current and benefit from all the latest functionality.

Native iPad client is being discontinued

With this release, support for the native iPad client for Jet Mobile is being discontinued in favor of the Jet Web Portal. The Jet Web Portal provides all the capabilities that were included in the iPad client plus much more (ability to run reports, scheduling, etc.). The Jet Web Portal provides a consistent user experience across all devices – iPads, laptops and more.

Over 10,000 companies rely on Jet Reports every day for their financial reporting.

Jet Reports delivers unparalleled access to data through fast and flexible reporting and business analytics solutions that are cost effective, provide rapid time-to-value and are built specifically for the needs of Microsoft ERP users. Embedded within the familiar Excel environment, Jet Reports leverages the existing skillsets of users and offers out-of-the-box reports and dashboards so companies can immediately eliminate all expensive, time consuming and error-prone manual tasks to get the accurate business information they need, when and where they need it.